



Red Bank Borough Public School District

2018-2019

County: Monmouth
 Superintendent: Dr. Jared Ramage
 76 Branch Avenue
 Red Bank, NJ 07701
<https://www.rbb.k12.nj.us>
 732-758-1507

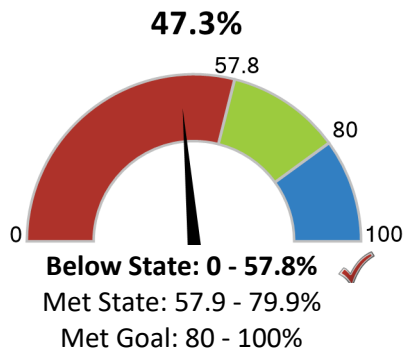
Total students: **1,432**

- Economically Disadvantaged: **86.3%**
- Students with Disabilities: **17.3%**
- English Learners: **33.6%**
- Grades offered: **PK-08**
- Student to Teacher Ratio: **13:1**
- Teacher Average Experience (years): **9.3**

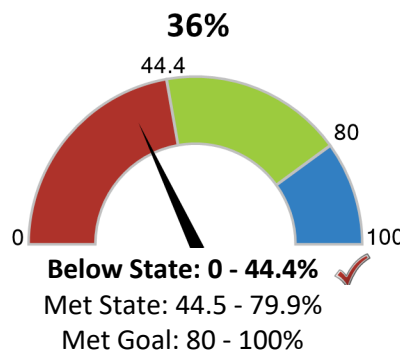
How did students perform on assessments?

Students that met or exceeded expectations on statewide assessments

English Language Arts



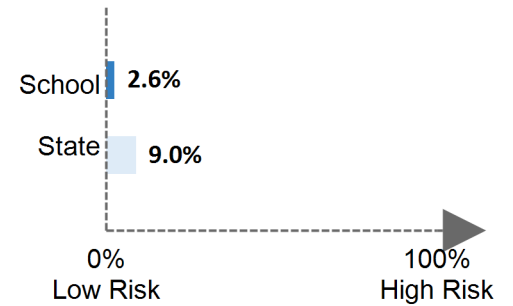
Math



Are students at risk?

Students that were absent for 10% or more of days enrolled

Chronic Absenteeism



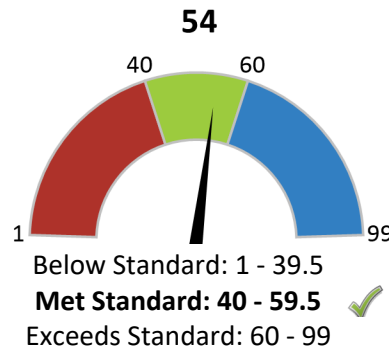
How does student growth compare to other students?

Median Student Growth Percentile

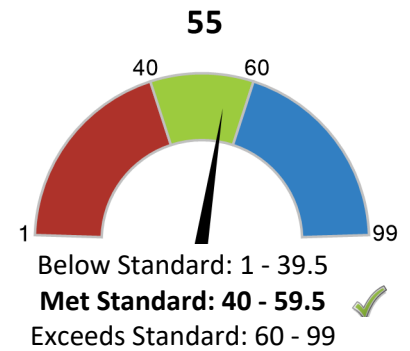
Each student gets a **student growth percentile** from 1 to 99 for English (4th to 8th grade) and Math (4th to 7th grade) that explains their progress compared to students who had similar test scores in the past.

If the student growth percentiles for all students in the school are ordered from smallest to largest, the **median student growth percentile** is the percentile in the middle of that list.

English Language Arts



Math



How to use this report?

- 1 **Learn More** about this district by viewing the [detailed report](#) or by clicking any of the "🔍" icons on the page.
- 2 **Start Conversations** with school community members and ask questions. Use our [guides](#) for suggestions.
- 3 **Engage** with your school communities to identify where schools are doing well and where they can improve.



www.state.nj.us/education
www.njschooldata.org



reportcard@doe.nj.gov